



Erie County Health Department
An Accredited Public Health Department

Erie County Community Health Center
A Federally Qualified Health Center

Peter T. Schade, MPH, RS
Health Commissioner



MEMO

To: Erie County School Administrators
From: Peter T. Schade – Erie County Health Commissioner
CC: Erie County Board of Health
Date: September 17, 2020
Re: Week 3 COVID-19 Update for School Administrators

Please see the attached School Surveillance Dashboard outlining the number of confirmed cases, probable cases and close contacts in quarantine identified in Erie County school districts since 8/26/2020 and the Weekly COVID-19 Report.

The Health Commissioner receives a report of the listed indicators from the Ohio Department of Health every Thursday and a weekly report is issued to school administrators. This memo, and the attached report, represent Week 3 (or day 21) of the 28-day monitoring period beginning on August 26th.

The Erie County Health Department will recommend Erie County school districts return to in-person classes when all of the following criteria are met:

- New cases per capita are fewer than 50 cases per 100,000 residents for at least 28 days.
- The proportion of cases that are not in a congregate setting is less than 50% for at least 28 days.
- Healthcare seeking behavior does not experience a sustained increase for at least 28 days.

Schools in which the Erie County Health Department provides school nursing services have the ability to conduct PCR testing on symptomatic students (with permission from parents) or staff as a means of streamlining the testing process for families, rapidly identifying positive cases to mitigate continued community spread and returning uninfected students/staff to class in a timely manner. Schools where nursing services are not provided by the Erie County Health Department may contact the Erie County Community Health Center at (419) 626-5623 ext.126 to schedule a same day appointment for PCR testing of symptomatic students or staff

Board of Health: Linda Miller-Moore (Board President); Michael D. Kaufman, Esq. (President Pro-Tem); Richard R. Keller, MD; Marsha D. Cooper, MD; Richard Bulan; Julie Foster; Joey Supina; Dina C. Bauer, DPM; Leroy E. Sizemore; Charles M. Murray; Lawrence O. Leaman

LEVEL 1	LEVEL 2	LEVEL 3	LEVEL 4
Public Emergency Active exposure and spread. Follow all current health orders.	Public Emergency Increased exposure and spread. Exercise high degree of caution. Follow all current health orders.	Public Emergency Very high exposure and spread. Limit activities as much as possible. Follow all current health orders.	Public Emergency Severe exposure and spread. Only leave home for supplies and services. Follow all current health orders.
0–1 Indicators met; or low incidence threshold of under 10 cases per 100,000 over a two-week period.	2–3 Indicators met.	4–5 Indicators met; or if previously at Level 3 , a county stays at Level 3 until it drops below the high incidence threshold of over 100 cases per 100,000 over a two-week period.	6–7 Indicators met for two consecutive weeks. The county will remain at Level 3 and be on a watch list the first week.

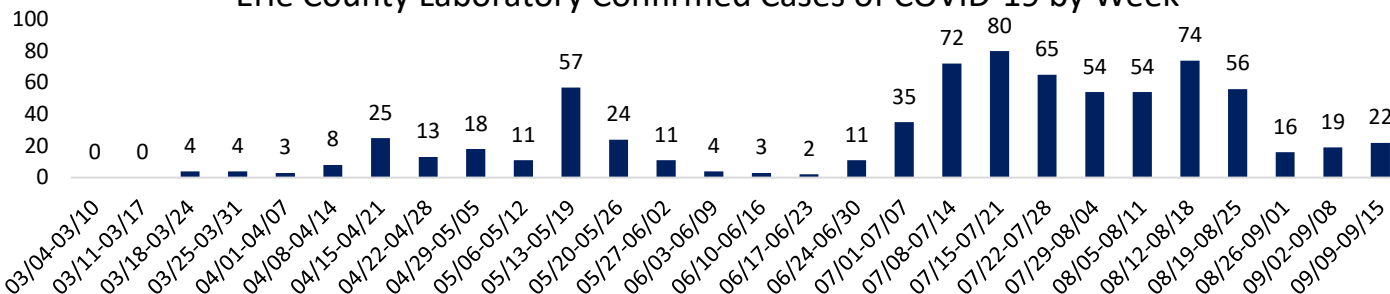
Erie County Laboratory Confirmed Cases of COVID-19 by Week

9/2/2020-9/8/2020	9/9/2020-9/15/2020	Number of Weeks for Trend
19	22	▲ 1

Indicators with small numbers are subject to large weekly percentage fluctuations

Number of Weeks "▲" = Increase (>10%), "▼" = Decrease (>10%), "●" = Stable (-10% to +10%)

Erie County Laboratory Confirmed Cases of COVID-19 by Week



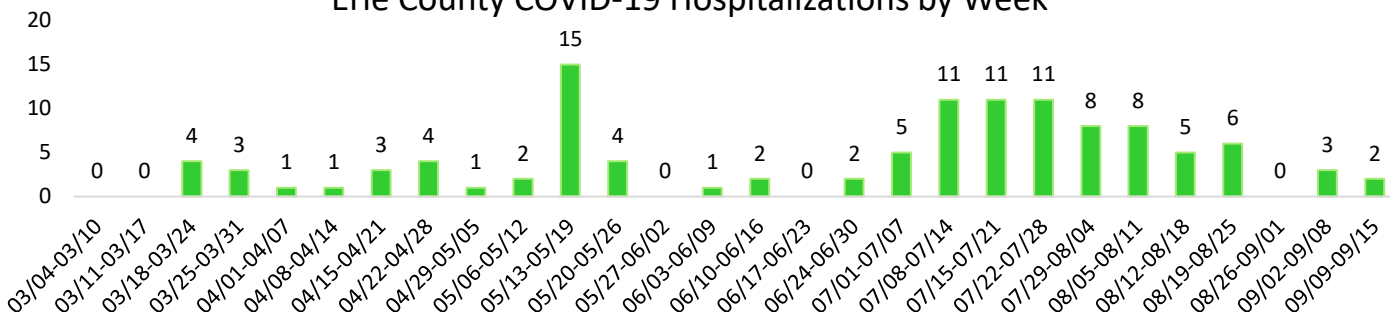
Erie County COVID-19 Hospitalizations per Week

9/2/2020 – 9/8/2020	9/9/2020-9/15/2020	Number of Weeks for Trend
3	2	▲ 1

Indicators with small numbers are subject to large weekly percentage fluctuations

Number of Weeks "▲" = Increase (>10%), "▼" = Decrease (>10%), "●" = Stable (-10% to +10%)

Erie County COVID-19 Hospitalizations by Week



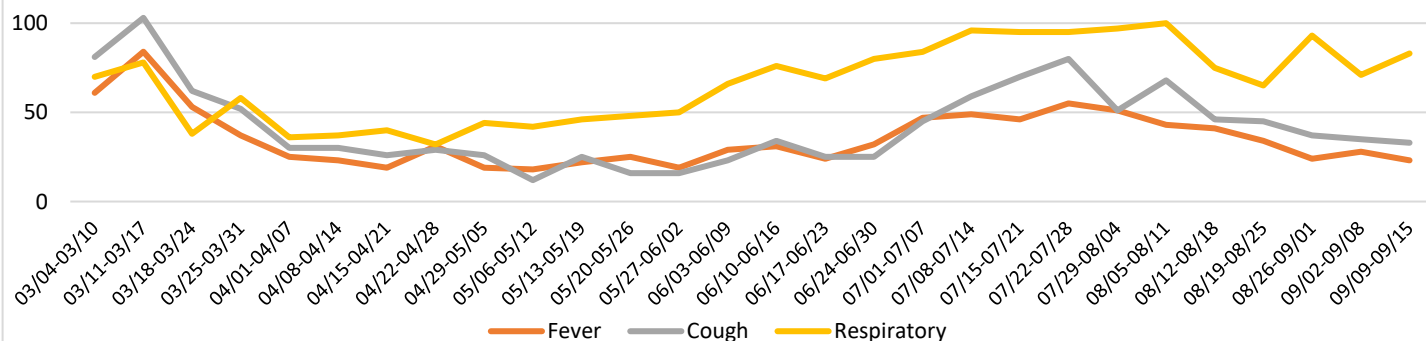
Erie County Surveillance: Emergency Department (ED) Visits with Complaints of COVID-19 like Illness by Week

	9/2/2020 – 9/8/2020	9/9/2020-9/15/2020	Number of Weeks for Trend
Fever	28	23	▼ 1
Cough	35	33	● 1
Respiratory	71	83	▲ 1

Indicators with small numbers are subject to large weekly percentage fluctuations

Number of Weeks "▲" = Increase (>10%), "▼" = Decrease (>10%), "●" = Stable (-10% to +10%)

Erie County Syndromic Surveillance : Emergency Department (ED) Visits with Complaints of COVID-19 like Illness



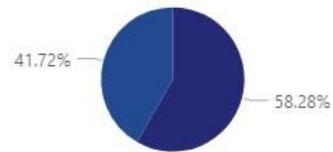


Erie County COVID-19 Confirmed Case Overview



Sex

Female Male



Total Cases

780

Total Deaths

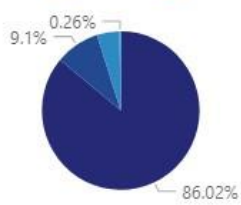
42

School Numbers

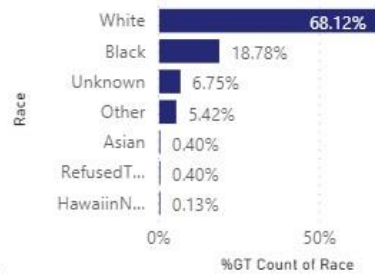


Ethnicity

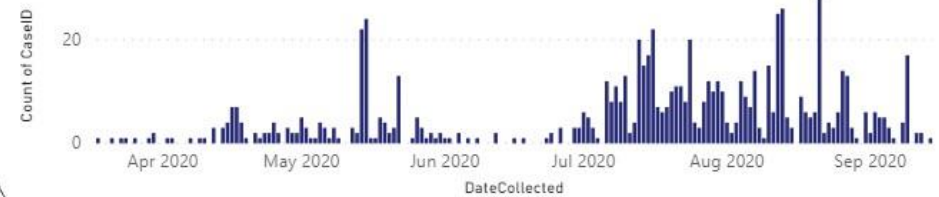
NonHis... Unknown Hispanic...



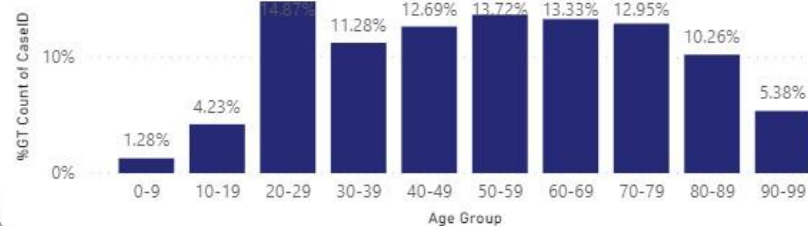
Race



Positive Cases by Date



Age Group



Positive Cases by Zip Code

